

WATER

46

litres of clean water are used in a typical 4 minute shower

15


litres of clean water per day used for all activities by a Ugandan

1L

for every 1 litre of bottled water



=



3L

at least 3 litres were used in its production

over 50 billion hrs

are spent by women and children every year to collect water for their families



11%

more girls attend school when access to clean water and sanitation is readily available




the burden of collecting water is seen as woman's work with the vast majority being collected by women and girls

72%

over

1.8 billion



that is
1 in 4
people in the world

people around the globe only have access to **contaminated water**, if at all

2 million

deaths annually are attributable to unsafe water, sanitation and hygiene

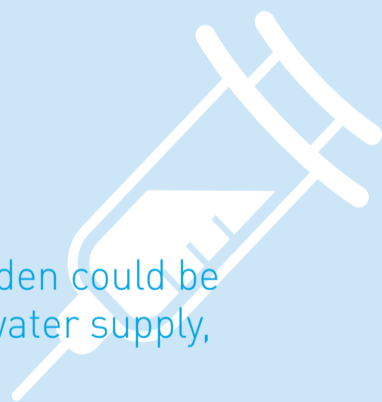


80%

of diseases in the developing world are caused by contaminated water

9%

of the global disease burden could be prevented by improving water supply, sanitation and hygiene



=

\$7 billion

in global health care savings per year

320 million

productive days gained globally for those in the 15-59 year age group

6 CLEAN WATER AND SANITATION



Sustainable Development Goal 6

Ensure access to water and sanitation for all

Targets

- Achieve universal and equitable access to safe and affordable drinking water for all
- Achieve access to adequate and equitable sanitation and hygiene for all and end open defecation

To meet SDG 6 globally would cost an estimated


\$200 billion

the approximate return on investment would be four-fold

\$800 billion

Produced by

INTERNATIONALneeds®
AUSTRALIA



For more information visit

www.internationalneeds.org.au

Sources: World Health Organisation, United Nations, Worldbank